

An Advanced Oil Painting Class: The Art of the Self-Portrait

The artist in art, as art.

Surely one of the most personally challenging of painting genres, more questions are raised about this “double” painting form than are answered until the painting is nearly complete. An artist painting oneself; interpreting, judging, deciding the setting, pose, mood, “beauty”, style...a myriad number of choices to be made. Are you painting yourself as you see yourself, as you wish to see yourself, as you wish to be portrayed?

It could be as simple as a Van Gogh face, Rembrandt bust, Alex Katz, or complex as a Velazquez (*Las Meninas*) with multiple complex compositional elements.

It's a great challenge and rewarding and yes, intimidating experience; all wrapped-up in a supportive shared studio setting with (non-critical) painters. Be of good courage, and be an explorer in your art: tackle something new!

It might be wisest to decide on a type of painting that resonates completely with you as the artist...difficulties will occur and be overcome regardless of the style. The object of the challenge is to face yourself as an artist, and to have some fun solving problems.

The composition is decided by each artist in consultation and with the assistance of the instructor. The process can be composed of photographs (self, setting, subject), mirrors, or expositional (no references). For those choosing to use reference materials, digital manipulation, projection, gridding are all excellent methods for initiating the painting. A computer and projector will be available in class.

Preliminary Class:

Because of the nature of the class in Self Portraiture, and the unique choices required by each student, prior to starting class on January 22nd we will have a two-hour preparatory session at which time we will review the *Art of the Self Portrait* as accomplished throughout the modern age. Also as a part of this special session, there also will be a discussion of compositional choices and a demonstration of getting the image onto the canvas (digital and projection).

There will be two pre-classes; you may attend either or both: Saturday November 12 and January 15th 10am-noon.

Materials

The composition will determine the size and shape of the canvas/support.

Minimum size: For Portrait: 18 inches in the smallest direction (18x24, 20x30 etc), for Figure/Narrative/Genre: 30 inches in the smallest dimension. (e.g.: 30 x 40, 36 x 50, 30 x 60, 40 x 60 etc.: whatever size will fit in your car to bring to class. (There are no facilities to leave paintings at WAA between classes, and you will surely want to work on them at home as well). If you want a custom sized canvas and you need assistance putting it together, please bring the appropriate size stretchers and cross-bars you require, plus primed canvas at least 8 inches larger in each direction than the finished size (eg: 30 x 40 needs two 30" and two 40" stretchers plus a 30" cross-bar, plus 38" x 48" canvas).

Depending upon the type of painting to be done, painting materials are up to each artist as well. Guidance will be given to assist in making appropriate choices.

Aspects of Design:

Composition:

Representational: Figure, Portrait, Genre

Style:

Realistic, Impressionistic, Personal style,

Temperament (Mood)

Expression, Pose, Setting


Color Palette, Range of values

Some Examples: see website: www.jackrosenberg.com/selfport


Dürer (1500)	Michaelangelo (1540)
Judith Leyster (1630)	Artemesia Gentileschi (1638)
Annibale Caracci (16014)	Caravaggio (1609+)
Rembrandt (1630+)	Anthony Van Dyke (1633)
Titian (1560)	Velazquez (Las Meninas 1656)
Adelaide Labille-Guiard (1785)	Francisco Goya (1785)
Courbet (1843,55)	Elizabeth LeBrun (1790)
Jacque-Louis David (1794)	Chardin (1771)
Edvard Munch (1903,42)	Van Gogh (1887,89)
Ernst Kirchner (1915)	Edward Vuillard (1890)
Max Beckmann (1917)	Henri Matisse (1917)
Egon Scheile (1914)	Freida Khalo (1940,46)
Norman Rockwell (1960)	Chuck Close (1991)
Lucian Freud (1993)	Odd Nerdrum (1998+)

Self Portrait Reference Books


The following books are a short-list of references I have for Self Portraits. The links are all for Amazon, only so you can see summaries, comments and sometimes images from inside the books. For the class, no reference is needed...I am only providing this list for those who might want to further explore the subject.



<http://www.amazon.com/Face-World-Self-Portraits-Laura-Cumming/dp/0007118430>




http://www.amazon.com/500-Self-Portraits-Julian-Bell/dp/0714843849/ref=sr_1_1?ie=UTF8&s=books&qid=1290348313&sr=1-1




http://www.amazon.com/Self-Portraits-Contemporary-Anthony-Bond/dp/1855143577/ref=sr_1_1?ie=UTF8&s=books&qid=1290348375&sr=1-1



http://www.amazon.com/Artists-Self-Portraits-Omar-Calabrese/dp/0789208946/ref=sr_1_2?s=books&ie=UTF8&qid=1290348418&sr=1-2



http://www.amazon.com/Self-portraits-National-Portrait-Gallery-Insights/dp/1855143631/ref=sr_1_2?ie=UTF8&s=books&qid=1290348459&sr=1-2



http://www.amazon.com/Self-Portraits-Taschen-Basic-Genre-Norbert/dp/382285462X/ref=sr_1_4?s=books&ie=UTF8&qid=1290348524&sr=1-4